






Prepare the paper, scissors and glue.

*Parent, please cut this part with scissors.

Let's make Daddy Shark!



1/ Fold the paper horizontally and then unfold. 2/ Fold the paper vertically and then unfold.
3/ Fold 4 corners so that unfolded corners point the center.



Flip the paper and fold the 4 corners again.




Finish!

Fold vertically and horizontally, and put your fingers on the center and grab it! Ta-da! Done!

Cut out the fin and glue it at the mouth part.

Make sure kids do this under parents' supervision.

Look at this awesome Daddy Shark!




Fin

← Parents, please cut this part with scissors.



Fold the paper to complete the Daddy Shark.



Fin

— Parents, please cut this part with scissors



Fold the paper to complete the Baby Shark.